





**Class II, Div. 1 & 2, Groups E,F,G
Class III
NEMA 3R, 4, 4X, 9(E,F,G)**

-  Listed - File E10514
-  Certified - File LR11716
-  File 25132
-  See files for details or call Killark.

FEATURES-SPECIFICATIONS

Applications

- Hazardous locations due to the presence of combustible dusts or easily ignitable fibers or flyings
- Damp or wet locations (raintight)

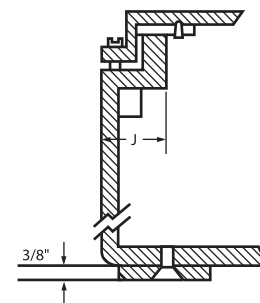
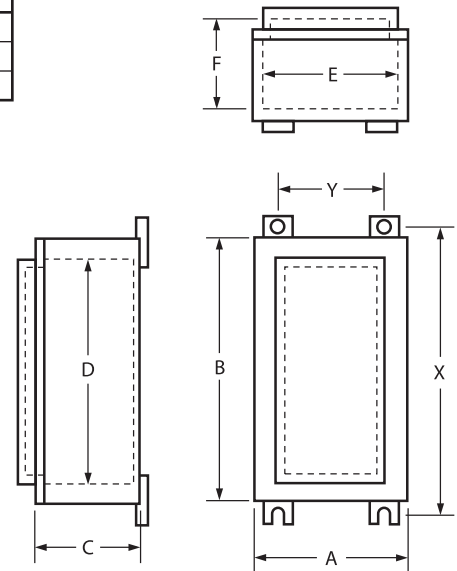
Features

- Copper-free aluminum (less than 4/10 of 1%)
- Surface mounting type box with raised cover
- Mounting lugs included as standard
- Cover screws are stainless steel
- Gaskets mechanically fastened to cover
- All DB boxes cast with wall thicknesses suitable to drill and tap conduit openings. Conduit openings may be factory or field installed. See chart for conduit size limitations. See page E34 for conduit opening data
- Enclosures are available blank or with factory modifications, options and accessories. See catalog pages E18-23 for additional details

MODIFICATIONS	
CATALOG NUMBER	DESCRIPTION
KIT-251	100 Amp ground lug
KIT-252	225 Amp ground lug

BOX WIDTH	"J" DIMENSION
6	1
8 THRU 20	1-3/8
24 AND LARGER	2

SUFFIX NUMBER	DESCRIPTION
SU2	Hinge installed
SU3	Drain and breather installed
SU8	Pan mounting studs





**Class II, Div. 1 & 2, Groups E,F,G
Class III
NEMA 3R, 4, 4X, 9(E,F,G)**

-  Listed - File E10514
-  Certified - File LR11716
-  File 25132
-  See files for details or call Killark.

FEATURES-SPECIFICATIONS

DB ENCLOSURES WITH MOUNTING LUGS															
CATALOG NUMBER	NOMINAL DIMENSIONS								MOUNTING DIMENSIONS		CATALOG NUMBER OPTIONAL HINGE TYPE	CATALOG NUMBER OPTIONAL MOUNTING PAN ^③	MAX SIZE ^① CONDUIT OPENING		MAXIMUM NUMBER OF OPERATORS [†]
	OUTSIDE			INSIDE			COVER OPENING						X	Y	
	A	B	C	D	E	F	G	H							
DB-664	6"	6"	4"	5-3/8"	5-3/8"	4-7/32"	4-1/4"	4-1/4"	7-1/4"	4-1/4"	HINGE-4	6307-6	2	2	1 row of 1 = 1
DB-884	8"	8"	4"	7-3/8"	7-3/8"	4-5/8"	5-7/16"	5-7/16"	9-1/4"	5-7/16"	HINGE-4	6247-8	2	2	2 rows of 2 = 4
DB-886	8"	8"	6"	7-3/8"	7-3/8"	6-5/8"	5-7/16"	5-7/16"	9-1/4"	5-7/16"	HINGE-4	6247-8	2	2	2 rows of 2 = 4
DB-8106	8"	10"	6"	9-3/8"	7-3/8"	6-5/8"	7-9/32"	5-5/16"	11-1/4"	5-5/16"	HINGE-4	6247-10	2	2	2 rows of 2 = 4
DB-6126	6"	12"	6"	11-3/8"	5-3/8"	6-7/32"	10-3/16"	4-5/16"	13-1/4"	4-5/16"	HINGE-4	6307-12	2	2	4 rows of 1 = 4
DB-8146	8"	14"	6"	13-3/8"	7-3/8"	6-5/8"	11-1/4"	5-5/16"	15-1/4"	5-5/16"	HINGE-4	6247-14	2	2	4 rows of 2 = 8
DB-8188	8"	18"	8"	17-3/8"	7-3/8"	8-5/8"	15-1/4"	5-5/16"	19-1/4"	5-5/16"	HINGE-4	6247-18	2	2	5 rows of 2 = 10
DB-10106	10"	10"	6"	9-3/8"	9-3/8"	6-1/2"	7-5/16"	7-5/16"	11-1/4"	7-5/16"	HINGE-4	6248-10	2	2	2 rows of 2 = 4
DB-10148	10"	14"	8"	13-3/8"	9-3/8"	8-1/2"	11-5/16"	7-5/16"	11-1/4"	7-5/16"	HINGE-4	6248-14	2	2	4 rows of 2 = 8
DB-12148	12"	14"	8"	13-3/8"	11-3/8"	8-7/16"	11-5/16"	9-5/16"	15-1/4"	9-5/16"	HINGE-4	6249-14	4	2	4 rows of 3 = 12
DB-12168	12"	16"	8"	15-3/8"	11-3/8"	8-9/16"	13-1/4"	9-1/4"	14-1/4"	9-1/4"	HINGE-4	6249-16	4	2	4 rows of 3 = 12
DB-12188	12"	18"	8"	17-3/8"	11-3/8"	8-5/8"	15-5/32"	9-5/32"	19-1/4"	9-5/32"	HINGE-4	6249-18	4	2	5 rows of 3 = 15
DB-12248	12"	24"	8"	23-3/8"	11-3/8"	8-1/6"	21-5/16"	9-5/16"	25-1/4"	9-5/16"	HINGE-4	6249-24	4	2	8 rows of 3 = 24
DB-16188	16"	18"	8"	17-3/8"	15-3/8"	8-9/16"	15-5/16"	13-5/16"	19-1/4"	13-5/16"	HINGE-4	6250-18	4	2	5 rows of 4 = 20
DB-16248	16"	24"	8"	23-3/8"	15-3/8"	8-9/16"	21-5/16"	13-5/16"	25-1/4"	13-5/16"	HINGE-4	6250-24	4	2	8 rows of 4 = 32
DB-16368	16"	36"	8"	35-3/8"	15-3/8"	8-9/16"	33-5/16"	13-5/16"	37-1/4"	13-5/16"	HINGE-4	6250-36	4	2	12 rows of 4 = 48
DB-20248	20"	24"	8"	23-3/8"	19-3/8"	8-9/16"	21-1/2"	17-1/2"	25-1/4"	17-1/2"	HINGE-4	6251-24	4	2	8 rows of 6 = 48
DB-203010	20"	30"	10"	29-3/8"	19-3/8"	10-5/8"	27-1/4"	17-1/4"	31-1/4"	17-1/4"	HINGE-4	6251-30	4	2	10 rows of 6 = 60
DB-243010	24"	30"	10"	29-1/8"	23-1/8"	10-7/16"	26"	20"	32"	20"	*HINGE-11L	6252-30	4	4	10 rows of 7 = 70
DB-243610	24"	36"	10"	35-3/8"	23-3/8"	10-7/16"	32"	20"	38"	20"	*HINGE-11L	6252-36	4	4	12 rows of 7 = 84

① These limits are necessary to assure 3-1/2 full threads to meet Class II requirements.
 ② Boxes are not factory machined for a mounting pan. Add suffix SU8 if box is to be supplied with pan mounting studs.
 ③ When pan is ordered without box, it is supplied with studs and hardware for field mounting. Machining of box for pan studs is required.
 * 24" wide enclosures are furnished with hinged covers on left side as a standard feature.
 † Maximum number of "G" series control operators permitted in cover, down + across = total.
 Use short style "G" series operators.