



K2001



K0751-MG

Listed - File E22699

Certified - File LR70873
See files for details or call Killark.

FEATURES-SPECIFICATIONS

LIQUIDTIGHT®

Applications

Use with metallic and non-metallic conduit to seal out water, oil and dust in applications for food processors, beverage & chemical plants, plastics fabricators, machine shops, etc.

Liquidtight connectors are also suitable for use in hazardous locations per National Electrical Code (Articles 501-4(b), 502-4(a&b), 503-3(a&b)). Consult these articles for sealing requirements that may apply.

Liquidtight mesh grips provide a liquidtight seal and enhanced strain relief in flexible liquidtight conduit applications.

Features

- Split nylon gland ring – split for easy installation and greater compression
- Digging locknut
- Sealing 'O'-rings included
- Reusable

Materials/Finish

- Steel/malleable iron
- Zinc electro-plated

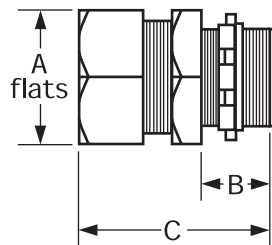
Mesh Grips


- Stainless steel mesh grips are corrosion resistant and prevent conduit pull-out in high stress installations

K LIQUIDTIGHT CONNECTORS — STRAIGHT					
CATALOG NUMBER	NPT SIZE	CONNECTOR STYLE	DIMENSIONS		
			A	B	C
K038	3/8"	Straight non-insulated	1-7/16"	19/32"	1-1/16"
K050	1/2"	Straight non-insulated	1-7/16"	19/32"	1-13/16"
K075	3/4"	Straight non-insulated	1-9/16"	19/32"	1-3/8"
K100	1"	Straight non-insulated	1-11/16"	21/32"	1-11/16"
K125	1-1/4"	Straight non-insulated	2-1/32"	11/16"	2-1/16"
K150	1-1/2"	Straight non-insulated	2-7/32"	11/16"	2-3/8"
K200	2"	Straight non-insulated	2-9/32"	23/32"	2-7/8"
K250	2-1/2"	Straight non-insulated	3-1/2"	1"	3-5/8"
K300	3"	Straight non-insulated	3-3/4"	1"	4-5/16"
K350	3-1/2"	Straight non-insulated	3-3/4"	1"	4-3/4"
K400	4"	Straight non-insulated	3-3/4"	1"	5-5/16"
K0381*	3/8"	Straight insulated	1-7/16"	21/32"	1-1/16"
K0501*	1/2"	Straight insulated	1-7/16"	21/32"	1-3/16"
K0751*	3/4"	Straight insulated	1-5/8"	21/32"	1-3/8"
K1001*	1"	Straight insulated	1-3/4"	23/32"	1-11/16"
K1251*	1-1/4"	Straight insulated	2-3/32"	3/4"	2-1/16"
K1501*	1-1/2"	Straight insulated	2-9/32"	3/4"	2-3/8"
K2001*	2"	Straight insulated	2-11/32"	25/32"	2-7/8"
K2501*	2-1/2"	Straight insulated	3-1/2"	1"	3-5/8"
K3001*	3"	Straight insulated	3-3/4"	1"	4-5/16"
K3501*	3-1/2"	Straight insulated	3-3/4"	1"	4-3/4"
K4001*	4"	Straight insulated	3-3/4"	1"	5-5/16"


*For mesh grip, add - MG to Catalog Number. Example K0381-MG.

Dimensions





K07591-MG



K20041-MG



K0759
90° Non-Insulated



K07591
90° Insulated



K2004
45° Non-Insulated



K20041
45° Insulated



Listed - File E22699



Certified - File LR70873

See files for details or call Killark.

FEATURES-SPECIFICATIONS

LIQUIDTIGHT®

Applications

Use with metallic and non-metallic conduit to seal out water, oil and dust in applications for food processors, beverage & chemical plants, plastics fabricators, machine shops, etc.

Liquidtight connectors are also suitable for use in hazardous locations per National Electrical Code (Articles 501-4(b), 502-4(a&b), 503-3(a&b)). Consult these articles for sealing requirements that may apply.

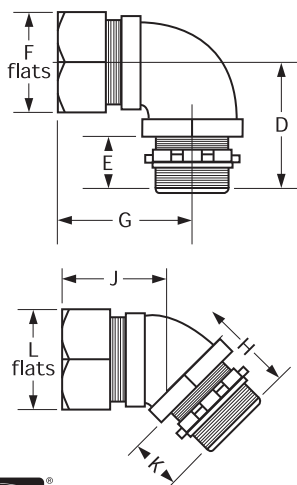
Features

- Split nylon gland ring – split for easy installation and greater compression
- Digging locknut
- Sealing 'O'-rings included
- Reusable

Materials/Finish

- Steel/malleable iron
- Zinc electro-plated

Dimensions




K LIQUIDTIGHT CONNECTORS — 90° BEND						
CATALOG NUMBER	NPT SIZE	CONNECTOR STYLE	DIMENSIONS			
			D	E	F	G
K0389	3/8"	90° non-insulated	1-1/2"	5/8"	1"	1-3/4"
K0509	1/2"	90° non-insulated	1-1/2"	5/8"	1-1/8"	1-3/4"
K0759	3/4"	90° non-insulated	1-19/32"	5/8"	1-3/8"	1-15/16"
K1009	1"	90° non-insulated	1-3/16"	5/8"	1-5/8"	2-3/16"
K1259	1-1/4"	90° non-insulated	2"	11/16"	2-1/16"	2-9/16"
K1509	1-1/2"	90° non-insulated	2-3/16"	11/16"	2-3/8"	3"
K2009	2"	90° non-insulated	2-17/32"	23/32"	2-7/8"	3-5/8"
K2509**	2-1/2"	90° non-insulated	3-3/8"	1"	3-5/8"	4-1/4"
K3009	3"	90° non-insulated	3-11/16"	1"	4-5/16"	4-7/8"
K4009	4"	90° non-insulated	4-3/16"	1"	5-5/16"	5-5/8"
K03891*	3/8"	90° Insulated	1-9/16"	11/16"	1"	1-3/4"
K05091*	1/2"	90° Insulated	1-9/16"	11/16"	1-1/8"	1-3/4"
K07591*	3/4"	90° Insulated	1-21/32"	11/16"	1-3/8"	1-15/16"
K10091*	1"	90° Insulated	1-7/8"	11/16"	1-5/8"	2-3/16"
K12591*	1-1/4"	90° Insulated	2-1/16"	3/4"	2-1/16"	2-9/16"
K15091*	1-1/2"	90° Insulated	2-1/4"	3/4"	2-3/8"	3"
K20091*	2"	90° Insulated	2-19/32"	25/32"	2-7/8"	3-5/8"
K25091*	2-1/2"	90° Insulated	3-3/8"	1"	3-5/8"	4-1/4"
K30091*	3"	90° Insulated	3-11/16"	1"	4-5/16"	4-7/8"
K40091*	4"	90° Insulated	4-3/16"	1"	5-5/16"	5-5/8"

K LIQUIDTIGHT CONNECTORS — 45° BEND						
CATALOG NUMBER	NPT SIZE	CONNECTOR STYLE	DIMENSIONS			
			H	J	K	L
K0384	3/8"	45° non-insulated	1-5/32"	1-9/32"	19/32"	1"
K0504	1/2"	45° non-insulated	1-5/32"	1-9/32"	19/32"	1-1/8"
K0754	3/4"	45° non-insulated	1-11/64"	1-7/16"	19/32"	1-3/8"
K1004	1"	45° non-insulated	1-13/32"	1-23/32"	21/32"	1-5/8"
K1254	1-1/4"	45° non-insulated	1-27/64"	2-1/32"	5/8"	2-1/16"
K1504	1-1/2"	45° non-insulated	1-21/32"	1-15/16"	21/32"	2-3/8"
K2004	2"	45° non-insulated	1-11/16"	2-7/16"	21/32"	2-7/8"
K03841*	3/8"	45° Insulated	1-7/32"	1-9/32"	21/32"	1"
K05041*	1/2"	45° Insulated	1-7/32"	1-9/32"	21/32"	1-1/8"
K07541*	3/4"	45° Insulated	1-15/64"	1-7/16"	21/32"	1-3/8"
K10041*	1"	45° Insulated	1-15/32"	1-23/32"	23/32"	1-5/8"
K12541*	1-1/4"	45° Insulated	1-31/64"	2-1/32"	11/16"	2-1/16"
K15041*	1-1/2"	45° Insulated	1-23/32"	1-15/16"	23/32"	2-3/8"
K20041*	2"	45° Insulated	1-3/4"	2-7/16"	23/32"	2-7/8"

*For mesh grip, add -MG to Catalog Number. Example K03891-MG.

** Use K25091 insulated.





Listed - File E152165, E22699
 Certified - File LR70873
 See files for details or call Killark.

FEATURES-SPECIFICATIONS

LIQUIDTIGHT®

K Grounding style Application & Installation

Liquidtight Connectors with grounding lug are for use where an external, visible equipment bonding jumper is desired and where permitted by the National Electrical Code. The Code specifies length limitations and that the bonding jumper must be parallel to the conduit itself.

Features

- Lay-in grounding lug
- Fittings are plated steel for excellent durability
- Insulated throat fittings protect conductors from insulation damage

Materials/Finish

- Steel/malleable iron
- Zinc electro-plated

K LIQUIDTIGHT GROUNDING STYLE & MESH GRIPS							
CATALOG NUMBER CONNECTOR ONLY	NPT SIZE	DESC.	DIMENSIONS				
			A	B	C	D	E
K0381-G	3/8"	Straight Insulated	1-1/16"	19/32"	1-7/16"	25/32"	-
K0501-G	1/2"		1-3/16"	19/32"	1-7/16"	25/32"	-
K0751-G	3/4"		1-3/8"	19/32"	1-9/16"	25/32"	-
K1001-G	1"		1-11/16"	21/32"	1-11/16"	25/32"	-
K1251-G	1-1/4"		2-1/16"	5/8"	2-1/32"	25/32"	-
K1501-G	1-1/2"		2-3/8"	5/8"	2-7/32"	25/32"	-
K2001-G	2"		2-7/8"	21/32"	2-9/32"	25/32"	-
K2501-G	2-1/2"		3-5/8"	1"	3-1/2"	1-11/64"	-
K3001-G	3"		4-15/16"	1"	3-3/4"	1-11/64"	-
K3501-G	3-1/2"		4-3/4"	1"	3-3/4"	1-57/64"	-
K4001-G	4"	5-5/16"	1"	3-3/4"	1-57/64"	-	
K03891-G	3/8"	90° Insulated	1-1/16"	19/32"	1-5/16"	1-7/16"	25/32"
K05091-G	1/2"		1-3/16"	19/32"	1-5/16"	1-7/16"	25/32"
K07591-G	3/4"		1-3/8"	19/32"	1-7/16"	1-5/8"	25/32"
K10091-G	1"		1-11/16"	21/32"	1-25/32"	2-3/16"	25/32"
K12591-G	1-1/4"		2-1/16"	5/8"	1-31/32"	2-1/2"	25/32"
K15091-G	1-1/2"		2-3/8"	5/8"	2-3/16"	2-11/16"	25/32"
K20091-G	2"		2-7/8"	21/32"	2-17/32"	3-1/4"	25/32"
K25091-G	2-1/2"		3-5/8"	1"	3-3/8"	4-1/4"	1-11/64"
K30091-G	3"		4-15/16"	1"	3-11/16"	4-7/8"	1-11/64"
K40091-G	4"		5-5/16"	1"	4-3/16"	5-5/8"	1-57/64"
K03841-G	3/8"	45° Insulated	1-1/16"	19/32"	1-3/16"	1-9/32"	25/32"
K05041-G	1/2"		1-3/16"	19/32"	1-3/16"	1-9/32"	25/32"
K07541-G	3/4"		1-3/8"	19/32"	1-3/16"	1-7/16"	25/32"
K10041-G	1"		1-11/16"	21/32"	1-3/8"	1-17/32"	25/32"
K12541-G	1-1/4"		2-1/16"	5/8"	1-27/64"	1-11/16"	25/32"
K15041-G	1-1/2"		2-3/8"	5/8"	1-21/32"	2"	25/32"
K20041-G	2"		2-7/8"	21/32"	1-11/16"	2-1/4"	25/32"

GROUNDING STYLE WIRE CAPACITY

3/8" to 2" #14 solid to #4 Stranded
 2-1/2" to 3" #14 solid to #1/0 Stranded
 3-1/2" to 4" #6 stranded to #250 MCM

